



Register For Your Health Screening In 14 Steps (App-Based Registration)

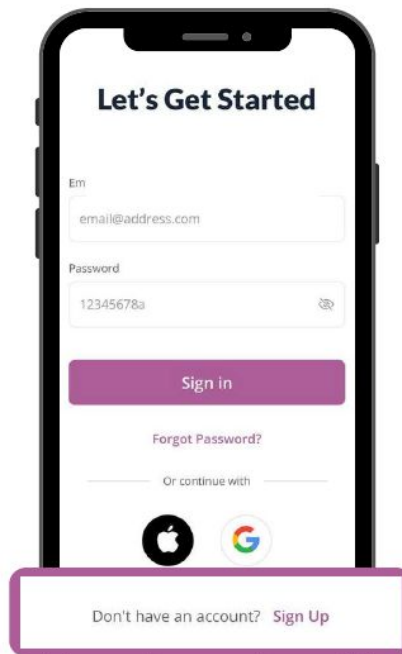


Account Creation

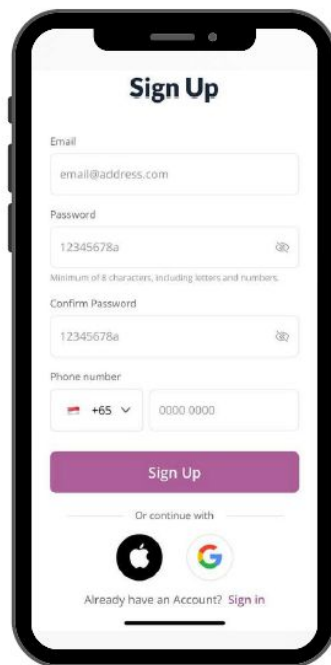


Sign up for your account

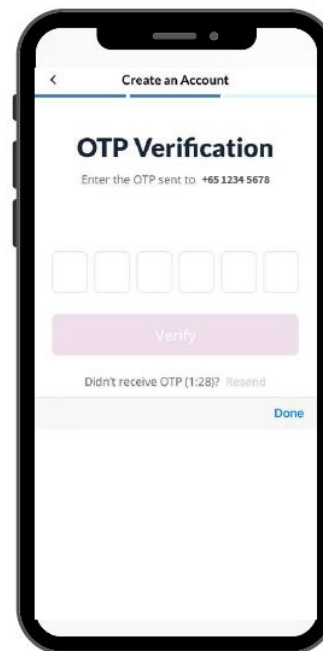
Step 1: **Sign Up** for your account



Step 2: Key in your information



Step 3: Enter **OTP** and select **Verify**



Account Creation

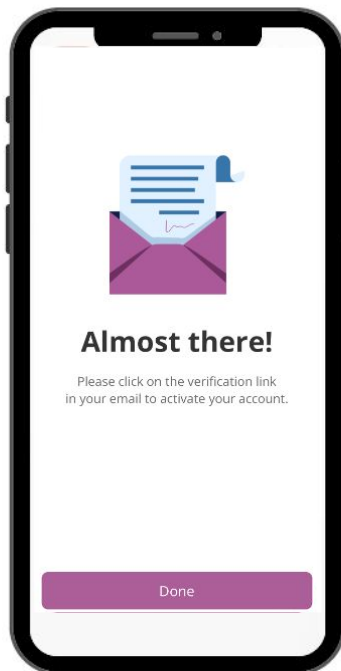


Sign up for your account

Step 4: Indicate your Personal Information

The smartphone screen displays the 'Create an Account' page with the 'Personal Information' section. It includes input fields for Name (placeholder: 'Full name as per NRIC'), Phone number (country code '+65' and number '88152289'), Date of birth (placeholder: 'DD/MM/YYYY'), and Gender (options: 'Female', 'Male'). At the bottom, there is a 'Register' button and a link to 'Terms of Use and Privacy Policy'.

Step 5: Proceed to activate your Minmed Connect account



Step 6: **Sign In** with your email and password

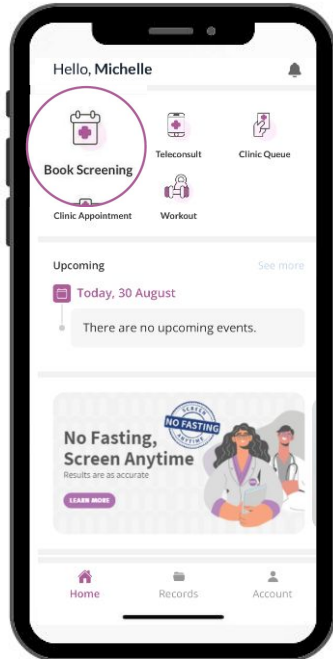
The smartphone screen displays the 'Let's Get Started' sign-in screen. It includes input fields for Email (placeholder: 'email@address.com') and Password (placeholder: '12345678a'). Below the fields is a purple 'Sign in' button, a link for 'Forgot Password?', and a section for 'Or continue with' featuring Apple and Google icons. At the bottom, there is a link for 'Don't have an account? Sign Up' and the version number 'Version 1.0.11.5.1'.



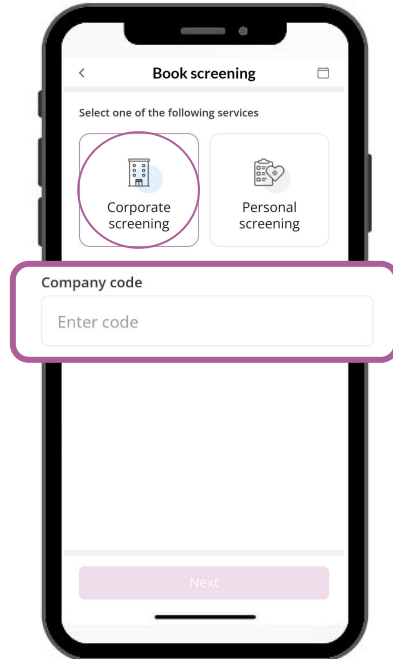


Book Your Health Screening Appointment

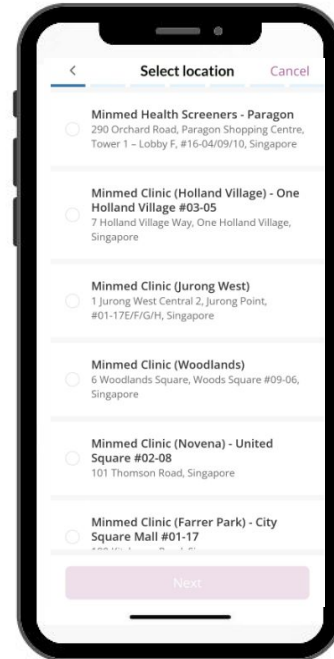
Step 1: Select **Book Screening**



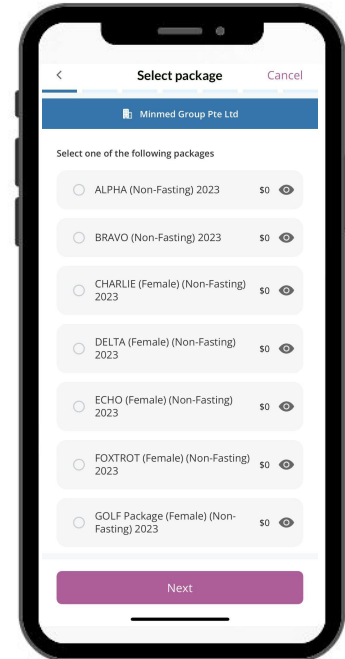
Step 2: Select **Corporate Screening** and key in 'Company Code'



Step 3: Select the location of your health screening



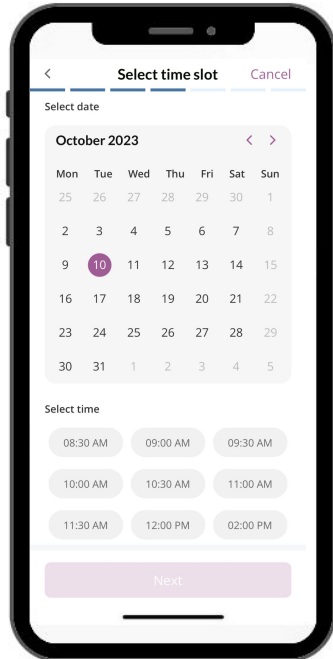
Step 4: Select your health screening package and add-ons



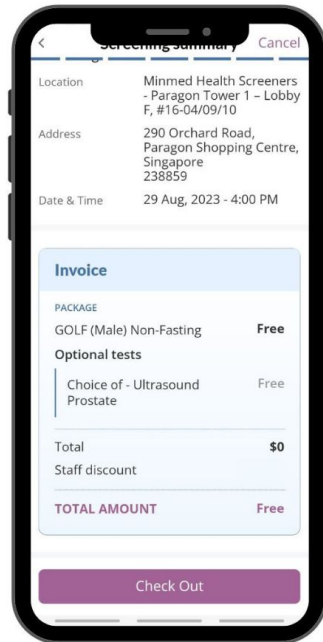
Book Your Health Screening Appointment



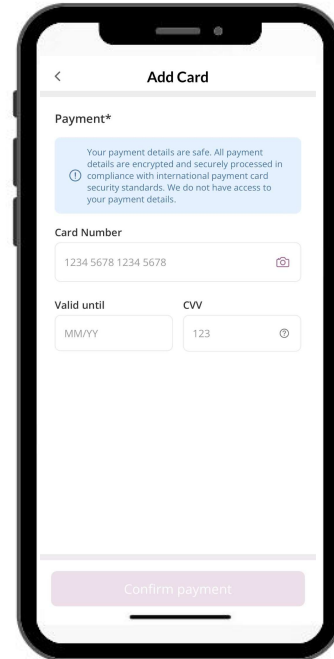
Step 5: Select your preferred date and time slot



Step 6: Check the details and **Check Out**



Step 7: Indicate your card details for payment (*if any*)



Step 8: **Answer Survey** to speed up your screening process on day of screening

